

# Election 2017<sub>+</sub>++

#POSITIF2017

@POSITIFWALES

@RHODRIABOWEN

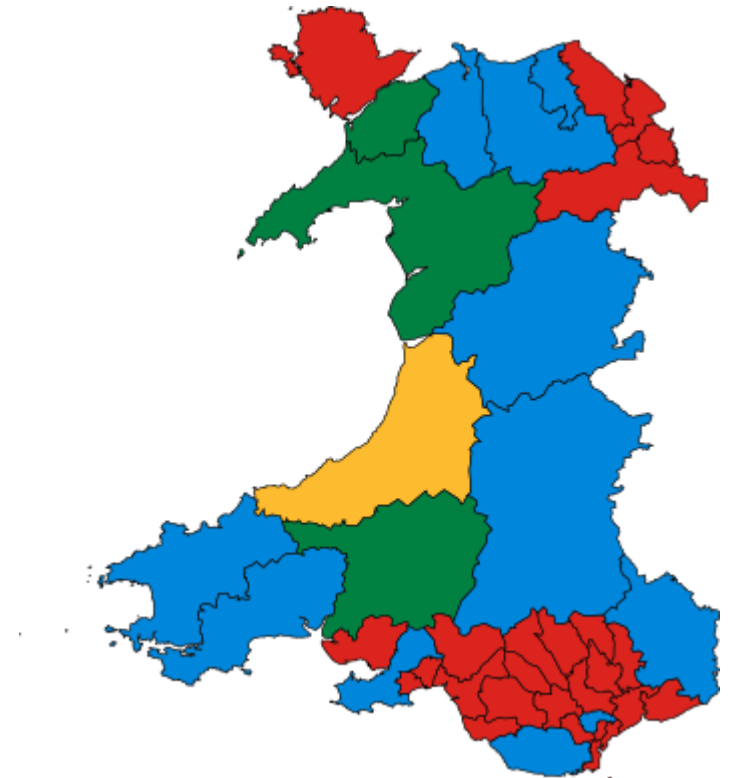
# Key Policy Battlegrounds

- ▶ Brexit – the number one issue
- ▶ Immigration
- ▶ Economy
- ▶ Social care & mental health
- ▶ Transport Infrastructure, cost and ownership
- ▶ Security & Defence



# Wales and the UK Parliament

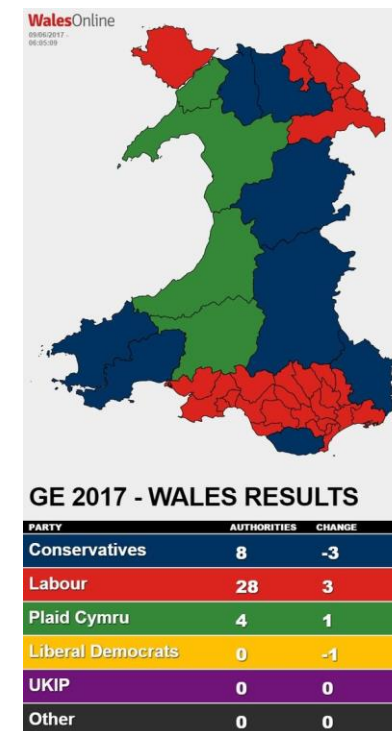
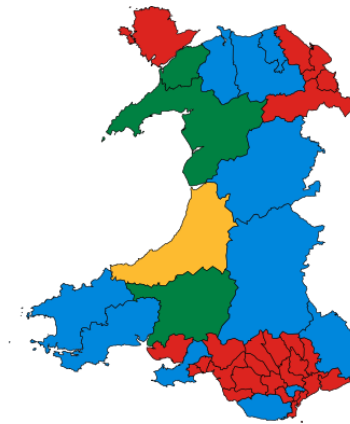
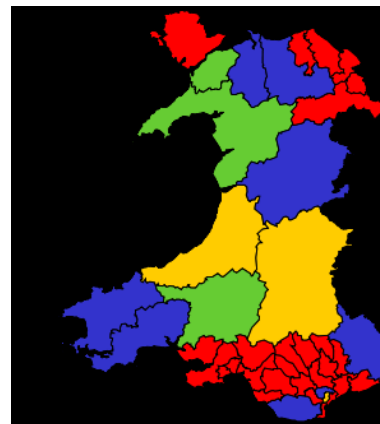
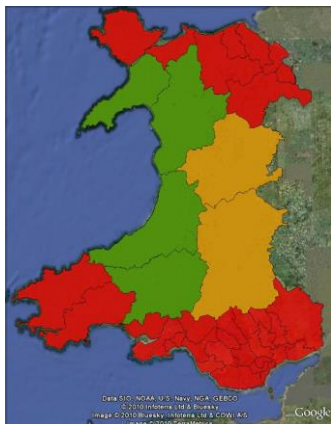
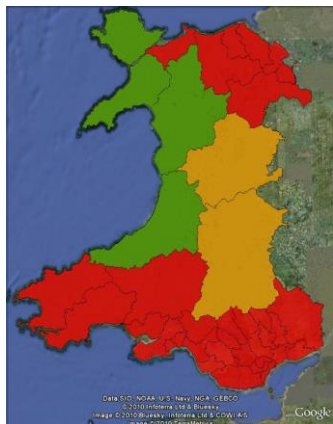
- ▶ 40 seats out of 650
- ▶ No boundary changes
- ▶ And over half of it never seems to change...



# 22 of 40 seats have not changed in Wales since 1987 – including 2017

- ▶ Aberavon
- ▶ Arfon
- ▶ Alyn & Deeside
- ▶ Bridgend
- ▶ Caerphilly
- ▶ Cardiff South & Penarth
- ▶ Cardiff West
- ▶ Clwyd South
- ▶ Cynon Valley
- ▶ Dwyfor Meirionnydd
- ▶ Llanelli
- ▶ Merthyr Tydfil & Rhymney
- ▶ Neath
- ▶ Newport East
- ▶ Newport West
- ▶ Ogmore
- ▶ Pontypridd
- ▶ Rhondda
- ▶ Swansea East
- ▶ Swansea West
- ▶ Torfaen
- ▶ Wrexham

# Results of last 6 General Elections in Wales

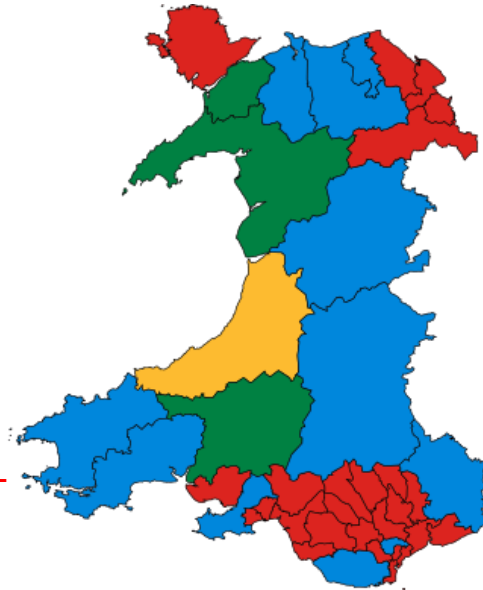


# Results of the last 6 General Elections in Wales

- ▶ 1997 – 34 LAB, 4 PC, 2 LD
- ▶ 2001 – 34 LAB, 4 PC, 2 LD
- ▶ 2005 – 29 LAB, 4 LD, 3 CON, 3 PC, 1 other
- ▶ 2010 – 26 LAB, 8 CON, 3 PC, 3 LD
- ▶ 2015 – 25 LAB, 11 CON, 3 PC, 1 LD
- ▶ 2017 – 28 LAB, 8 CON, 4 PC

# Top Ten Seats of interest

- ▶ Blaenau Gwent
- ▶ Bridgend
- ▶ Newport West
- ▶ Wrexham
- ▶ Ynys Mon
- ▶ Cardiff Central – 17,000 majority – safest seat in Wales!!!



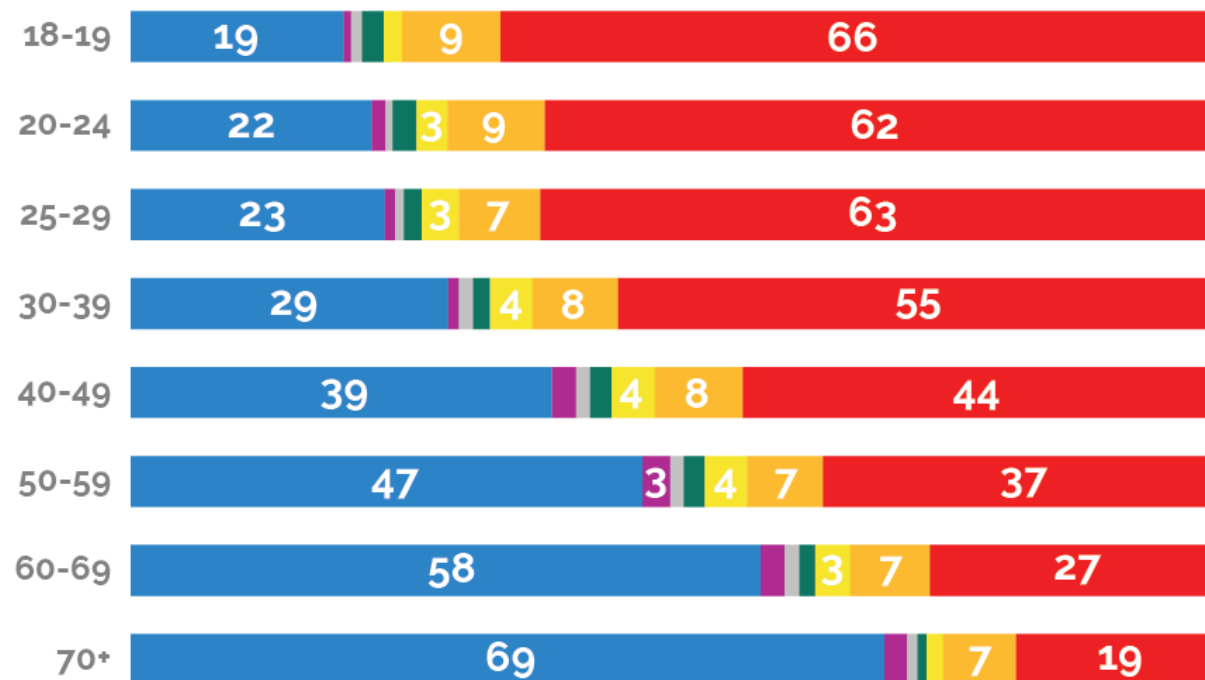
- ▶ Ceredigion – Plaid gain: 3000 majority into 104 majority
- ▶ Gower – Lab gain: 27 majority into 3200 majority
- ▶ Vale of Clwyd – Lab gain: 200 majority into 2300 majority
- ▶ Cardiff North – Lab gain: 2000 majority into 4000 majority

# A Divided Country

## Vote by age

Based on a survey of 52,615 GB adults about their vote in the 2017 general election

■ Conservative ■ UKIP ■ Other ■ Green ■ SNP ■ Lib Dem ■ Labour





# So what happened?

- ▶ Conservative vote up from 28% to 34%  
+6.3%
- ▶ Labour up from 37% to 49% +12.1%
- ▶ 82% of voters in Wales decided between 2 main parties – highest since 1966 – mirrors England
  
- ▶ Plaid on 10% - no real change, 200 votes different...
- ▶ Lib Dems, Greens, UKIP (-12%) are all now micro-parties in Wales
- ▶ As in 2015, for Wales see England



# So what happens next?

- ▶ Conservative agreement with DUP...
- ▶ Queen's Speech outlining programme for 2 years
- ▶ Was the last election really about Brexit? The next one might be...
- ▶ When's the next election??



# Key Policy Areas moving forward

- ▶ Austerity
- ▶ Brexit – the number one issue??
- ▶ Immigration
- ▶ Economy
- ▶ Social care & mental health



Election  
2017<sub>+</sub><sup>++</sup>



- ▶ For more information contact Rhodri ab Owen
- ▶ [rhodri@positifgroup.co.uk](mailto:rhodri@positifgroup.co.uk)